




QTS SERIES TOE SPACE HEATERS



APPLICATIONS

Where all the wall space is used up by appliances and cabinets in your kitchen, basement or den, a toe-space heater will fit where no other heater will.

It can be recessed into toe space areas under kitchen or utility room cabinets or into the soffit area above them. It can also be recessed into the risers of a stairway or under the vanity in the bathroom. It is convenient for checkout counters, ticket or toll booths and many other places where no other heater seems to fit.

FEATURES Multiple Wattage

Quick disconnects on wiring leads permits convenient means of changing the output from 1500 watts to 750 watts. (See Selection Chart on Page 2).

Small Size

With a width of 14-1/8", the back box will fit in the most narrow of applications.

Over Temperature Protection

Each unit comes equipped with an automatic over temperature protector that guards against

overheating. Also standard is a pilot light that indicates the protector has operated. A thermal fuse provides a second level of over temperature protection.

Uniform Heating Of All

Discharge Air

Heavy gauge steel fins are brazed to low watt density steel sheathed tubular heating elements in a uniform grid pattern. The grid covers the entire discharge area, resulting in uniform heating of all discharge air, lower operating temperature and prolonged element life.

Quiet Operation

The tangential blower and the impedance protected, permanently lubricated motor provide trouble-free, quiet operation.

Three Piece Construction

A separate back box, fan deck and front cover make installation simple and quick. The slide in fan deck locks into place without the use of fasteners, cutting down on installation time.

Replacement Grille


For those applications where the new toe space heater is replacing the "old" style QTS1A Series heater, use adapter grille QTSAG to cover the wider opening in the facial board.

Thermostat Options

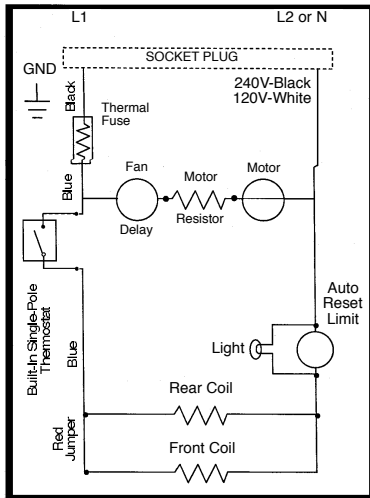
The QTS1100 and QTS1104 Series units can be operated by either a built-in or remote wall mounted, single pole line voltage thermostat. Model QTS1500T and QTS1504T are provided with factory installed thermostats and do not require a wall mounted thermostat.

Four Models

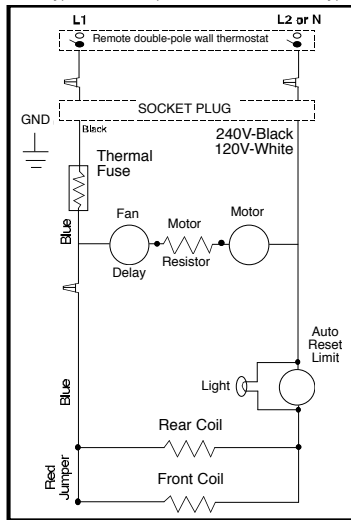
Two models available for replacement installation where a wall thermostat was used and only two power wires were run into the old unit. These units are available in 120 volt or 240/208 volt applications. Two other models with factory installed thermostats are available where higher wattage is required.



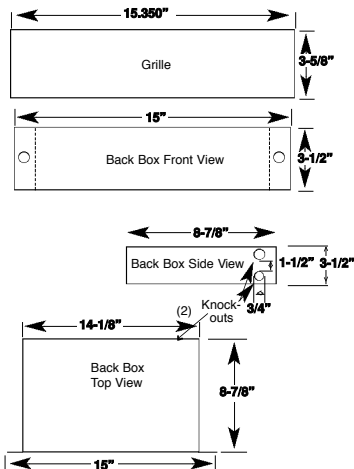
WIRING DIAGRAM



QTS1504T, QTS1500T, QTS1104 (with TS-TS accessory), QTS1100 (with TS-TSP accessory)



DIMENSIONS (IN INCHES)



ARCHITECT'S & ENGINEER'S SPECIFICATIONS*

The heating equipment shall include an electric QTS Series fan-forced air heater suitable for installing in toe space areas under cabinets or stairs as manufactured by QMark, A Marley Engineered Products Brand, Bennettsville, SC. Heaters shall be UL Listed and C-UL Listed.

BACK BOX: The back box shall be commercial grade galvanized steel and shall contain knock outs through which field wiring leads enter the box. A ground wire pigtail lead shall be attached to the back box.

INNER FRAME ASSEMBLY: The inner frame assembly shall consist of a commercial grade galvanized steel chassis on which are mounted the heating element, fan motor and tangential blower, and over temperature protectors. The inner frame assembly shall be completely prewired with a plug connection for power wiring. Pigtail leads are provided for thermostat wiring. The inner frame assembly shall lock into the back box without fasteners.

HEATING ELEMENT: The heating element shall be guaranteed for five years and shall be of non-glowing design consisting of a 80/20 Ni-Ch resistance wire enclosed in a steel sheath to which steel plate fins are brazed. The element shall cover the entire air discharge area to ensure uniform heating of all discharge air. The wattage output of the unit shall be adjustable by removing a jumper wire.

MOTOR AND CONTROLS: The fan motor shall be impedance protected and permanently lubricated. An optional single pole thermostat accessory shall be specified where the unit will not utilize a single pole wall thermostat. The over temperature protector shall be bi-metallic, snap-action type designed to shut off heater in the event of overheating. A pilot light shall be provided that will illuminate if the over temperature protector operates. A thermal fuse shall provide secondary thermal cut-out for added safety.

FRONT COVER: The front cover shall be of commercial grade steel finished in baked enamel. It will attach to the back box with two screws.

* QMark reserves the right to change specifications without notice

Thermostat range
45° to 85° F

MOUNTING LIMITATIONS

Do not install heater behind towel rack, behind door, in floor, in closet, in ceiling, or where air flow may be obstructed.

CATALOG NO.	VOLTS	WATTS	BTU/HR	AMPS	THERMOSTAT
QTS-1500T	120	1500/750	5120/2560	12.5/6.3	A
QTS-1504T	240	1500/750	5120/2560	6.3/3.1	A
	208	1125/564	3840/1920	5.4/2.7	A
QTS-1100	120	1125/562	3840/1920	9.4/4.7	B
QTS1104	240	1125/562	3840/1920	4.7/2.3	B
QTS1104	208	844/421	2880/1437	4.1/2.0	B

A - Factory built-in single pole. **B** - Utilize optional wall thermostat or TS-TSP accessory.

ACCESSORIES

QTS-TSP	Single pole thermostat kit for field installation in TS-1100 or TS-1104 heater, 25A@ 120-240 VAC 45° to 85°F range.
QTS-AG	Grille - 3 1/2"H x 23-3/8"W



470 Beauty Spot Road E., Bennettsville, SC 29512